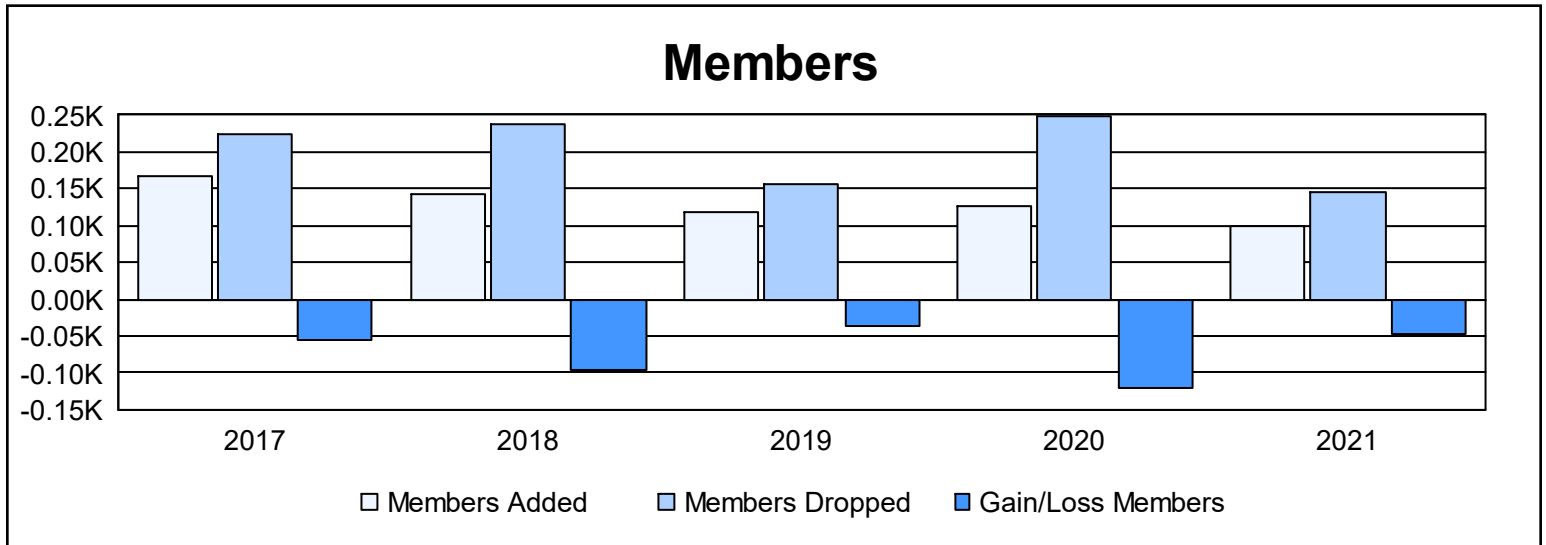
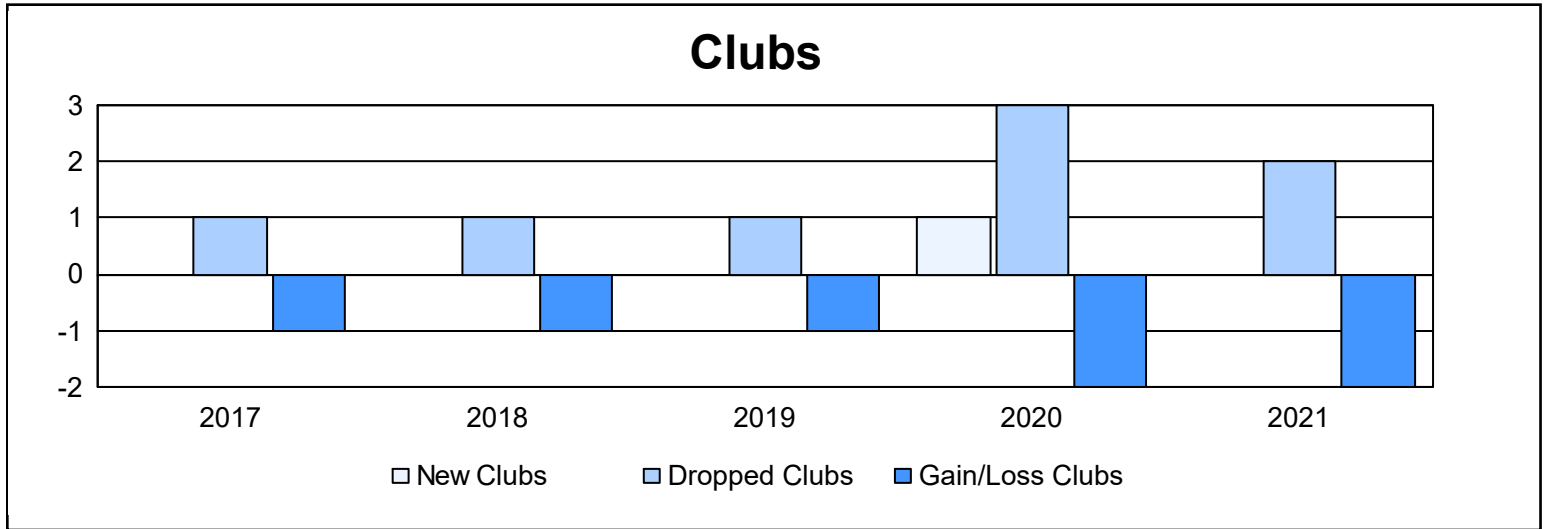
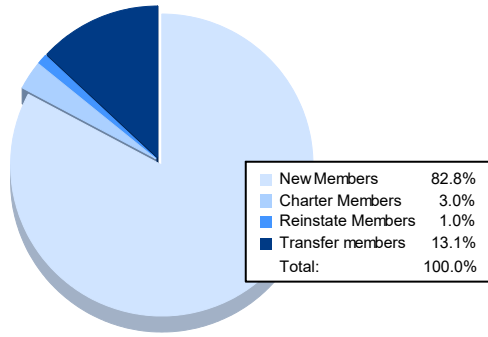


| Year           | New Clubs | Dropped Clubs | Gain/Loss Clubs | New Members | Charter Members | Reinstate Members | Transfer Members | Total Member Added | Total Members Dropped | Gain/Loss Members |
|----------------|-----------|---------------|-----------------|-------------|-----------------|-------------------|------------------|--------------------|-----------------------|-------------------|
| 2016-2017      | 0         | 1             | -1              | 149         | 1               | 10                | 7                | 167                | 223                   | -56               |
| 2017-2018      | 0         | 1             | -1              | 122         | 1               | 6                 | 15               | 144                | 239                   | -95               |
| 2018-2019      | 0         | 1             | -1              | 108         | 0               | 4                 | 7                | 119                | 156                   | -37               |
| 2019-2020      | 1         | 3             | -2              | 85          | 24              | 9                 | 9                | 127                | 248                   | -121              |
| 2020-2021      | 0         | 2             | -2              | 82          | 3               | 1                 | 13               | 99                 | 146                   | -47               |
| <b>Average</b> | <b>0</b>  | <b>2</b>      | <b>-1</b>       | <b>109</b>  | <b>6</b>        | <b>6</b>          | <b>10</b>        | <b>131</b>         | <b>202</b>            | <b>-71</b>        |



### Membership Composition June 2021 Cumulative



### Gender Composition June 2021 Cumulative

